

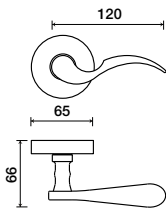
940 | Roma



Shown in Satin Nickel finish

Standard rose system

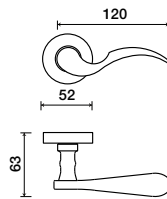
Lever with 65 mm rose for standard tubular 2-1/8" door prep



See "Rose Options" page for available rose options

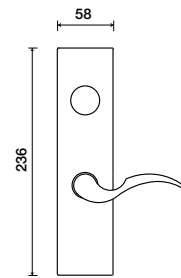
Small rose system

Lever with 52 mm rose for mortise and custom tubular door prep



Escutcheon plate system

Lever with plate for mortise functions



See "Escutcheon Plate Options" page for available plate options

Tubular leversets ordering example:

Roma lever on a standard rose, passage function, in satin nickel finish with 2-3/4" backset

940	1905	PA	619	2-3/4	
Lever design	Rose/Plate	Function	Finish	Backset	Misc.
Roma 940	1903 (65 mm) 1904 (65 mm) 1905 (65 mm) 1912 (65 mm) SM (52 mm)	PA (Passage) PY (Privacy) FD (Full Dummy) SD (Single Dummy)	Per project specification	2-3/8" 2-3/4"	