

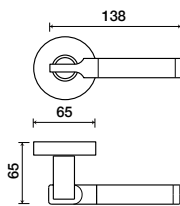
# 900 | Stella



Shown in Stainless Steel/Polished Chrome finish

### Standard rose system

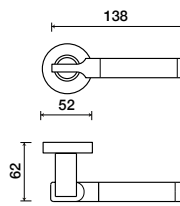
Lever with 65 mm rose for standard tubular 2-1/8" door prep



See "Rose Options" page for available rose options

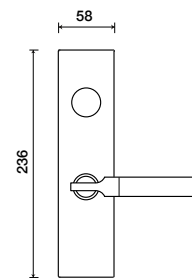
### Small rose system

Lever with 52 mm rose for mortise and custom tubular door prep



### Escutcheon plate system

Lever with plate for mortise functions



See "Escutcheon Plate Options" page for available plate options

### Tubular leversets ordering example:

Stella lever on a standard rose, passage function, in stainless/polished chrome finish with 2-3/4" backset

900	1912	PA	625/630	2-3/4	
Lever design	Rose/Plate	Function	Finish	Backset	Misc.
Stella 900	1903 (65 mm) 1912 (65 mm) SM (52 mm)	PA (Passage) PY (Privacy) FD (Full Dummy) SD (Single Dummy)	Per project specification	2-3/8" 2-3/4"	