

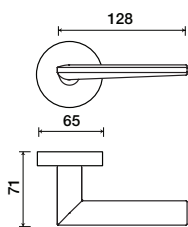
# 6881 | Enterprise

LEVERS



### Standard rose system

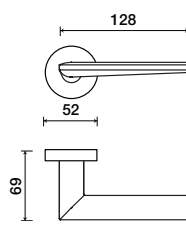
Lever with 65 mm rose for standard tubular 2-1/8" door prep



See "Rose Options" page for available rose options

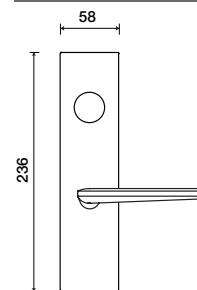
### Small rose system

Lever with 52 mm rose for mortise and custom tubular door prep



### Escutcheon plate system

Lever with plate for mortise functions



See "Escutcheon Plate Options" page for available plate options

### Tubular leversets ordering example:

Enterprise lever on a 52mm small round rose, passage function, in polished chrome finish, with 2-3/4" backset

6881	SM	PA	625	2-3/4	
Lever design	Rose/Plate	Function	Finish	Backset	Misc.
Enterprise 6881	1912 (65 mm) 1912Q (65 mm) SM (52 mm) SMQ (54 mm)	PA (Passage) PY (Privacy) FD (Full Dummy) SD (Single Dummy)	Per project specification	2-3/8" 2-3/4"	