

5810 | Sampi

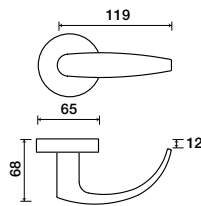


Lever returns to within 1/2" of door face

Shown in Satin Stainless finish

Standard rose system

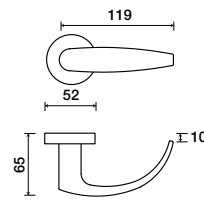
Lever with 65 mm rose for standard tubular 2-1/8" door prep



See "Rose Options" page for available rose options

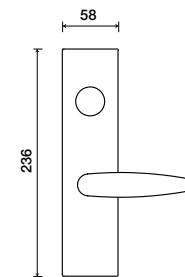
Small rose system

Lever with 52 mm rose for mortise and custom tubular door prep



Escutcheon plate system

Lever with plate for mortise functions



See "Escutcheon Plate Options" page for available plate options

Tubular leversets ordering example:

Sampi lever on a standard rose, passage function, in satin stainless with 2-3/4" backset

Lever design	Rose/Plate	Function	Finish	Backset	Misc.
Sampi 5810	1912 (65 mm) SM (52 mm)	PA (Passage) PY (Privacy) FD (Full Dummy) SD (Single Dummy)	Per project specification	2-3/8" 2-3/4"	