

250 | Butterfly

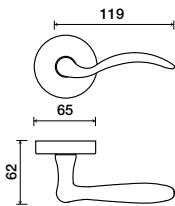
LEVERS



Shown in Satin Chrome finish

Standard rose system

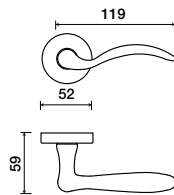
Lever with 65 mm rose for standard tubular 2-1/8" door prep



See "Rose Options" page for available rose options

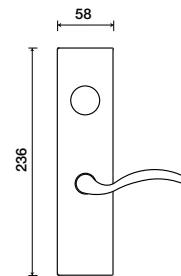
Small rose system

Lever with 52 mm rose for mortise and custom tubular door prep



Escutcheon plate system

Lever with plate for mortise functions



See "Escutcheon Plate Options" page for available plate options

Tubular leversets ordering example:

Butterfly lever on a standard rose, passage function, in satin chrome finish with 2-3/4" backset

250	1912	PA	626	2-3/4	
Lever design	Rose/Plate	Function	Finish	Backset	Misc.
Butterfly 250	1903 (65 mm) 1904 (65 mm) 1905 (65 mm) 1912 (65 mm) SM (52 mm)	PA (Passage) PY (Privacy) FD (Full Dummy) SD (Single Dummy)	Per project specification	2-3/8" 2-3/4"	