

# 1330 | Seppia

LEVERS



### Standard rose system

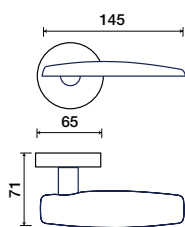
Lever with 65 mm rose for standard tubular 2-1/8" door prep

### Small rose system

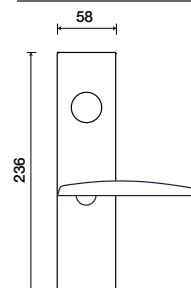
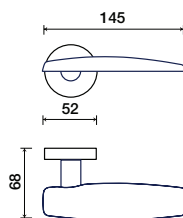
Lever with 52 mm rose for mortise and custom tubular door prep

### Escutcheon plate system

Lever with plate for mortise functions



See "Rose Options" page for available rose options



See "Escutcheon Plate Options" page for available plate options

### Tubular leversets ordering example:

Seppia lever on a 1912 standard round rose, passage function, in satin stainless steel finish, with 2-3/4" backset

1330	1912	PA	630	2-3/4	
Lever design	Rose/Plate	Function	Finish	Backset	Misc.
Seppia 1330	1912 (65 mm) 1912Q (65 mm) SM (52 mm) SMQ (54 mm)	PA (Passage) PY (Privacy) FD (Full Dummy) SD (Single Dummy)	Per project specification	2-3/8" 2-3/4"	